



400 SERIES

- Switch adjustment ranges from vacuum through 4,600 psig depending on model
- Standard zinc-plated Steel with NBR diaphragm (< 225 psig); Steel piston with NBR seal (> 225 psig) wetted parts
- SPDT snap-action switch
- CE compliant to suppress RFI, EMI and ESD
- RoHS compliant

APPLICATIONS

- Hydraulics & pneumatics
- Mobile hydraulics
- Power generation
- Pumps & compressors
- Tank monitoring
- Water management

SPECIFICATIONS

Switching parameters	
Function	SPST or SPDT snap-action micro switch
Contact rating	6A @ 125/250 Vac 6A @ 12/24 Vdc
Repeatability	±2% of full scale of adjustment range
Hysteresis	Diaphragm type, 1% to 11% of adjustment range full scale Piston type, 2% to 8% of adjustment range full scale
Contact material	Solid Silver, self-cleaning
Frequency	Max. 200 cycles/min.
Pressure ranges	0 psig to 300 psig through 0 psig to 5,000 psig Adjustment knob from 3 psig to 4,600 psig dependent on full scale range
Service life	>1,000,000 load cycles
Temperature ranges	Media -4 °F to 176 °F (-20 °C to 80 °C) Ambient -4 °F to 176 °F (-20 °C to 80 °C) Storage -13 °F to 185 °F (-25 °C to 85 °C)
Proof pressure	300 psi or 5,000 psi depending on adjustment range
Measuring element	NBR diaphragm ≤ 230 psig Stainless Steel piston with NBR seal ≥ 500 psig 1/4" NPT and 7/16-20 SAE zinc-plated Steel connections standard, others available on request
Housing material	Zinc die-cast
Environmental rating	IP65 for DIN EN 175301-803 Form A IP67 for M12 x 1
Electromagnetic rating	CE compliant to EU Standard 73/23/EWG RFI, EMI and ESD protection
Shock	30 g's according to IEC 60068-2-27
Vibration	10 g's according to IEC 60068-2-6
Weight	Approximately 0.66 lb.



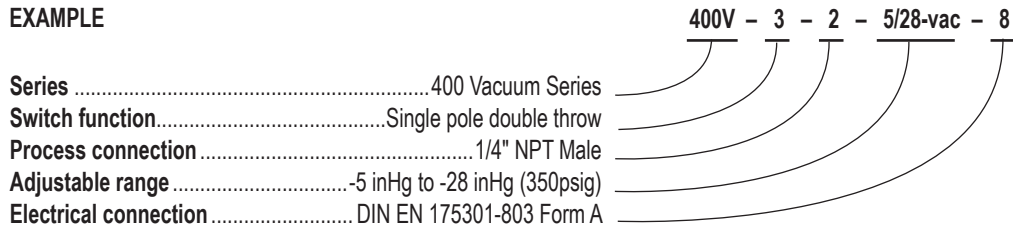
ORDERING INFORMATION			
SERIES	400V 400 Vacuum Series	400H 400 High Pressure Series	
	400L 400 Low Pressure Series		
SWITCH FUNCTION	3 Single Pole Double Throw (SPDT)		
PROCESS CONNECTIONS	2 1/4" NPT male	19 G 1/4 B female	
	5 1/4" NPT female	45 7/16-20 SAE Male, Non-Adjustable	
	10 G 1/4 B male		
400V VACUUM PRESSURE SWITCH ADJUSTMENT RANGES (Max. working pressure)	5/28-vac -5 inHg to -28 inHg (350 psig)		
400L LOW PRESSURE SWITCH ADJUSTMENT RANGES (Max. working pressure)	3/30 3 psig to 30 psig (870 psig)		15/230 15 psig to 230 psig (870 psig)
	7/120 7 psig to 120 psig (870 psig)		
400H HIGH PRESSURE SWITCH ADJUSTMENT RANGES (Max. working pressure)	145/435 145 psig to 435 psig (5,000 psig)		300/2900 300 psig to 2,900 psig (5,000 psig)
	145/1160 145 psig to 1,160 psig (5,000 psig)		300/3600 300 psig to 3,600 psig (5,000 psig)
	145/1750 145 psig to 1,750 psig (5,000 psig)		450/4600 450 psig to 4,600 psig (5,000 psig)
	145/2320 145 psig to 2,320 psig (5,000 psig)		
ELECTRICAL CONNECTIONS†	1 DIN EN 175301-803 Form A w/ 36" Cable	25 M12 x 1 4-Pin*	
	8 DIN EN 175301-803 Form A	46 DIN EN 175301-803 Form A with LED Status Indicator	
OPTIONS	EP EPDM Diaphragm (-40/212 °F)	VT FKM Diaphragm (0/212 °F)	
	HNBR Low Temp NBR (-40/176 °F)		

Please consult your local NOSHOK Distributor or NOSHOK, Inc. for availability and delivery information.

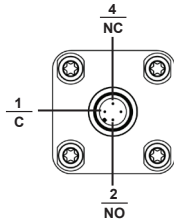
* Available in adjustment ranges to 225 psig

† Other electrical connections available, consult factory

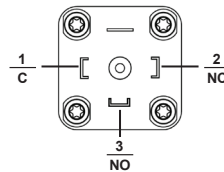
EXAMPLE



Switch Wiring Diagrams



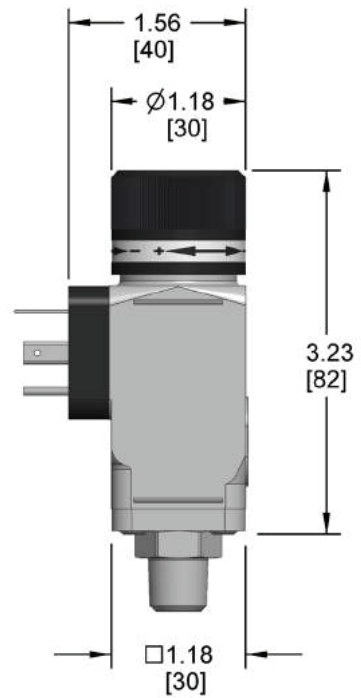
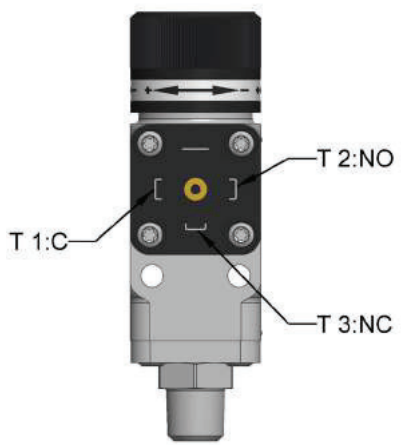
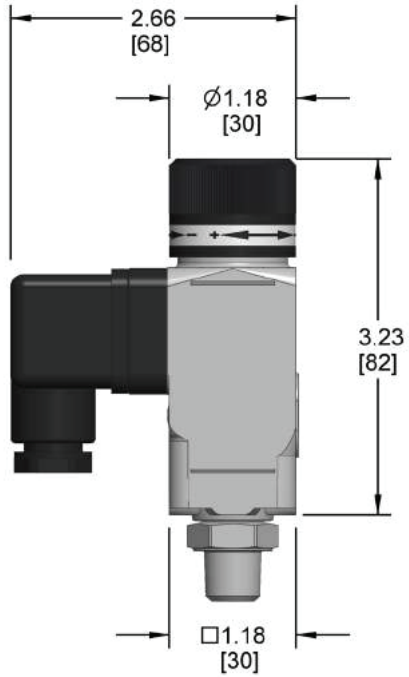
M12x1 (4-Pin)



DIN EN 175301-803 Form A

Dimensions

DIN EN 175301-803 Form A



M12 x 1 4-Pin

